

03 - 11 - 2009

SDEV-FICA 128R1

Designation	Telis 6 Chronis RTS	
Reference	EU 1805209 (pure) 1805210 (Silver)	INTL 1805215 (pure) 1805216(Silver)
Range	RTS	

FUNCTIONS

New SOMFY Chronis remote control

- Tow finishes

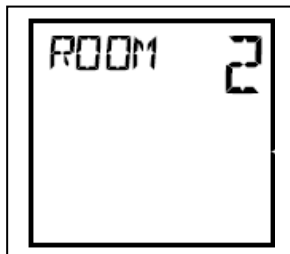


PURE



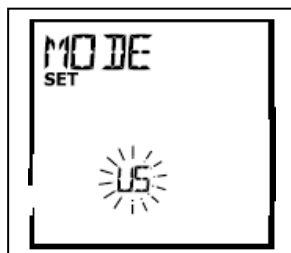
SILVER

- 6 Channels
- Tow mode
 - o Manual mode




- Command Up, My/stop, Down available
- Channel selection (1 –6)
- Naming channels (Five character alphabetic or numeric)
- Choose Tilt mode

Tilt mode (For EVB, IVB and Roller Shutter with slats)

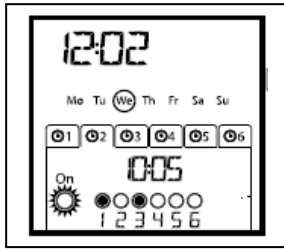


Short press (<0.5s) = Up or Down movement
Long press (>0.5s) = orientation




Short press (<2s) = orientation
Long press (>2s) = Up or Down movement

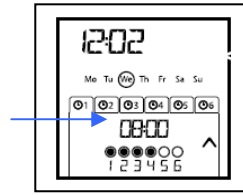
○ **Automatic mode**



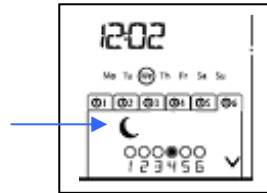
▪ **Programming week**



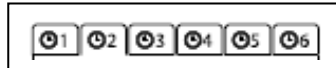
• **Fixed time**



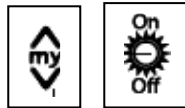
• **Twilight time**



▪ **1 to 6 order per day**



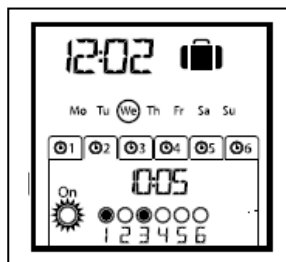
▪ **Programming Up or My or Down or Sun ON or Sun OFF**



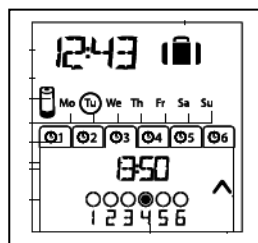

▪ **1 to 6 channel per slot time**



▪ **Simulation presence**



- **Icon battery lifetime in manual and automatic mode**



TECHNICAL SPECIFICATIONS

Box	Material	ABS & PC
	Color	Pure & Silver
	Size	151 x 47 x 18 mm
	Protection factor against solid & splashproof	IP 30
Battery	Voltage	1.5V
	Type	LR03 AAA
	Number	x2
	Battery lifetime (at ambient temperature in typical conditions)	24 months
Radio frequency		433.42MHz \pm 100kHz
EIRP (Equivalent Isotropically Radiated Power)		-3 dBm or 0.5mW
Modulation type		ASK type A1
Protocol		RTS U80
Antenna		Integral
Range (minimum guaranteed)		20 m with 2 reinforced concrete walls
Temperature range	Storing	-30°C / +70°C
	Working	0°C / +60°C
Drop test		Installation: at 0°C 1/face (height : 1,2m) Using: at 20°C 1/face (height : 1,2m)
Weight		120g (including battery)
Standard (CE)		

Safety of the user : EN EN60950-1 : 2006


Health of the user : EN50371 : 2002

Electromagnetic compatibility : EN61000-6-1: 2007_EN61000-6-3 : 2007_EN301 489-3 V1.4.1 : 2002_EN301 489-1 V1.8.1 : 2008

Radio Spectrum : EN300220-2 V2.1.2 : 2007_EN300220-1 V2.1.1 : 2006

DESCRIPTION

	Description	Q.
a	Telis 6 Chronis RTS	1
b	Wall mount with screw cap	1
c	Screw kit	1
d	AAA (LR3) batteries	2



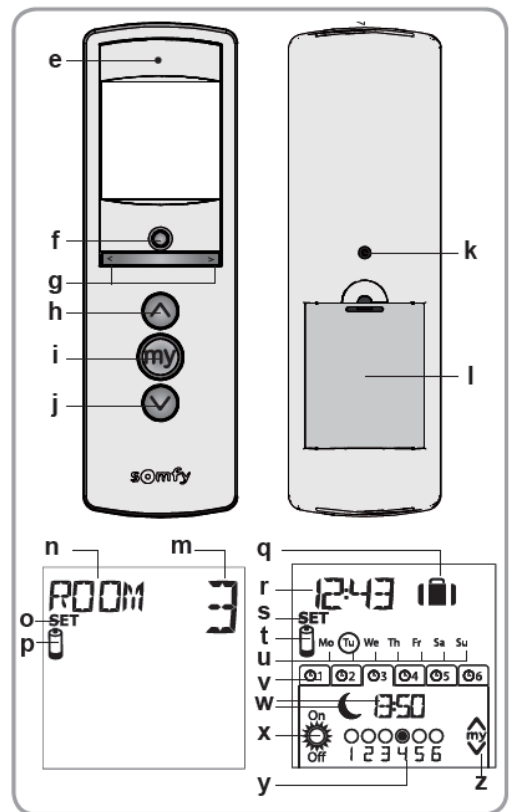
- e) Red indicator light (radio transmission indicator)
- f) Selection button (●)
- g) Arrow buttons (◀ or ▶)
- h) ⬆ button (raise, switch on, open, position and increase lighting or heating)
- i) my button (stop, go to [my] favourite position)
- j) ⬇ button (lower, switch off, close, position and reduce lighting or heating)
- k) PROG button
- l) Battery compartment cover

• **Screen in manual mode:**

- m) Number of the selected channel (1...6)
- n) Name of the selected channel
(5 alphanumeric characters)
- o) Set mode active: **SET**
- p) Low battery symbol:

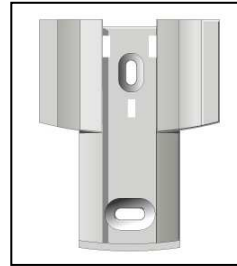

• **Screen in automatic mode:**

- q) Simulated presence function active:
- r) Current time
- s) Set mode active: **SET**
- t) Low battery symbol:
- u) Days of the week: Mo = Monday, Tu = Tuesday, We = Wednesday, Th = Thursday, Fr = Friday, Sa = Saturday, Su = Sunday
- v) Programmed automatic orders (1 to 6)
- w) Time selected for triggering the order: set time or "twilight"
- x) or orders
- y) Channels to select
- z) ⬆, stop/my, ⬇ order



INSTALLATION

Wall support



COMPATIBILITIES

See Matrix compatibility RTS

BE – R&D
M. BRUYERE

QUALITY
G. BRUNEAU

MARKETING
C. DENIAU